

# Pricefinder



pricefinder Search Menu State: NSW Help William Stamford

Property Report e.g. 12 Darling Ave, Little Bay, NSW Property Search

Search Menu Property Report Share This Report Print Page & Export Options



65 Bay Street, Double Bay NSW 2028

4 2 4

Research Tools  
Interactive Map  
Sales Data

Sale & Rental Estimate  
Sale Estimate  
**\$1,523,457**  
Median Range: \$1,200 - \$1,500

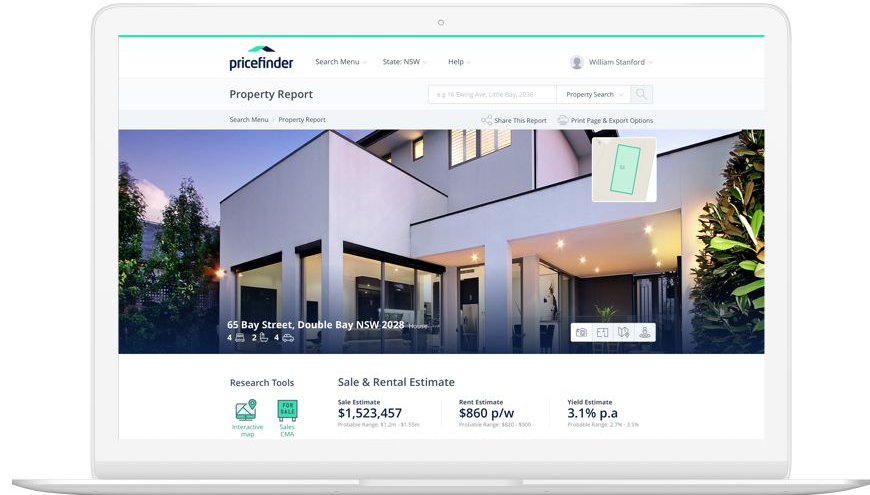
Rent Estimate  
**\$860 p/w**  
Median Range: \$600 - \$900

Yield Estimate  
**3.1% p.a**  
Median Range: 2.7% - 3.5%



# One of Australia's leading property intelligence platforms

Pricefinder delivers essential market insights and property data to support agents to excel. Access more than 12.9 million comprehensive property reports.





## Save time with predictive search

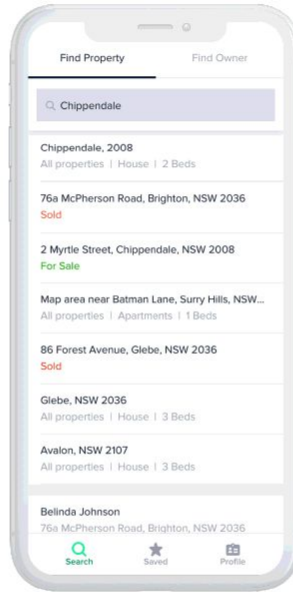
Access comprehensive property reports for over 12.9 million properties across Australia, plus ownership details.

## Find your next listing

Using customised mapping tools, find potential sellers in your local area helping you prospect more efficiently.

## Secure your next listing

Design comprehensive branded appraisals and take your reports on-the-go in the app.



Prospect more effectively



Educate buyers and sellers



Essential insights

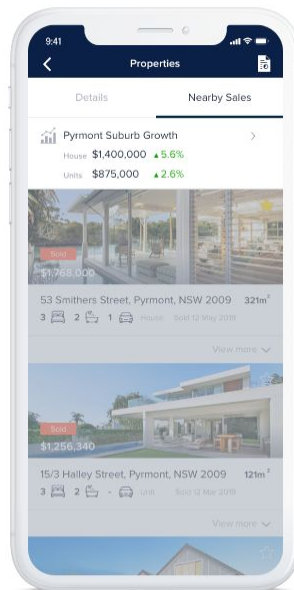


## View nearby sales

Refine your property estimates by comparing recent sales history of other properties in your area with similar characteristics.

## The source for all your property data needs

Search data for over 12.9 million properties Australia-wide.



Prospect more effectively



Educate buyers and sellers



Essential insights

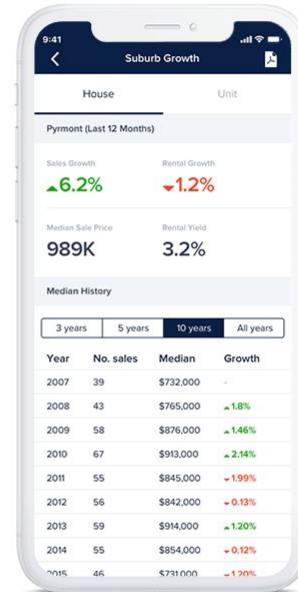
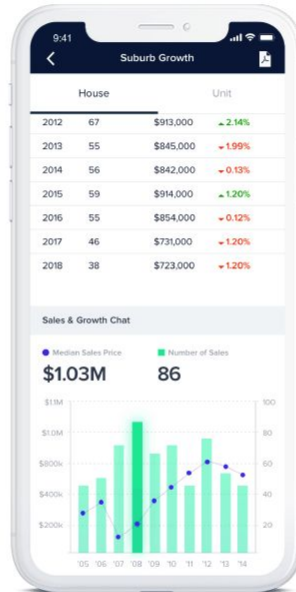


## Access key suburb metrics

Be equipped for informed vendor conversations with the latest median sales and rental pricing, suburb growth and key selling periods.

## All in one place

Property data from multiple sources providing you insights on property ownership, phone numbers, property zoning title information, real-time auction results, not to mention over 30 years of sales history.



Prospect more effectively



Educate buyers and sellers



Essential insights

# What's NEW in Pricerfinder

- 10 Million new phone numbers washed through the DNC Register
- Market Insights - Supply VS Demand & Top 3 postcodes of where buyers are enquiring from

**pricefinder** Search Menu ▾ Analytics ▾ State: QLD ▾ Help ▾ Colin ▾

**Property Report** Search by address, street, suburb or property id Property Report 🔍

Property Search - Address PriceFinder Share Print Page & Export Options

**12 FRANK STREET, NORMAN PARK, QLD 4170** 3 2 2 574 m<sup>2</sup>

**Market Insights**

**Hot** There's high demand right now! 1% fewer people are looking at this property since last year.

**-12%** Less properties on the market compared to similar listings last year.

**84%** Out of area enquiries from postcodes 2612, 4164, and 4032.

Want to see more? Explore market insights today. [Go see them now](#)

**Estimate Range**

LOW	MID	HIGH
\$740k	<b>\$865k</b>	\$990k

High Confidence

Price per square meter: \$1,289 - \$1,725

Estimate from APRA Pricerfinder based on availability of comparable sales in this area.

**Owner Information**

**Owners Name(s)**  
COLIN ROBERT WILSON  
AMY MAEVE ELLEN WILSON

**Current Tenure**  
5 years

**Owners Address**  
12 FRANK ST, NORMAN PARK QLD 4170

**Owner Type**  
Rental


**Sales History**

Sale Amount	Sale Date	% Chg	Vendor	Sale Type	Area	Related
-------------	-----------	-------	--------	-----------	------	---------

# Suburb Profiles on Domain

Home > Suburb Profile > Bracken Ridge QLD 4017

Search by address, building, street or suburb



## Bracken Ridge

QLD 4017

City & North · Brisbane Region

ABOUT LOCATION MARKET SCHOOLS

Whether buying, renting, or investing, it is important to know whether a suburb is right for you. We have the latest median prices, real estate market data & demographic information for **Bracken Ridge, QLD 4017** to help you make informed decisions about your property choices.

### Demographics

A little bit about who lives locally, as provided by government census data.

POPULATION	AVERAGE AGE	OWNER	RENTER
16,941	20 to 39	75%	25%
		FAMILY	SINGLE
		52%	48%

Check out your key suburbs via Domain Suburb Profiles <https://www.domain.com.au/suburb-profile/>





# Know whats happening across the nation

## Auction Results

Saturday, 15th February, 2020

Latest

Last update: 15th February, 2020. The results provided on this page are preliminary and current at the time of publication.

Brought to you by  
 Domain  
LOAN FINDER  Lendi



Total auction	506	649	53	81	41
Confirmed results	330	475	31	53	28
Sold	304	374	25	35	26
Withdrawn	30	13	2	2	1
Passed in	26	101	6	18	2

[Help me understand these results](#)

Check out your key suburbs via Domain Suburb Profiles <https://www.domain.com.au/suburb-profile/>

# Prospecting on Pricerfinder

Links to Help Centre

**Find listings that have been on the market for over 60 days**

**Search for listings that have been Withdrawn**

# Be the Suburb Expert with Pricerfinder

Links to Help Centre

**[Find the number of days for a property to sell](#)**

**[Property Monitor - Pricerfinder Property Alerts](#)**

**[Setting up My Patches](#)**

# Market Activity - For Sale

Property Search    Prospecting    **Market Activity**    Statistics    Phone Search

Search By    Sales    Ownership    **For Sale**    For Rent

Suburb Name    **Enter suburb**    **SEARCH**

Postcode    **or postcode**    **SEARCH**

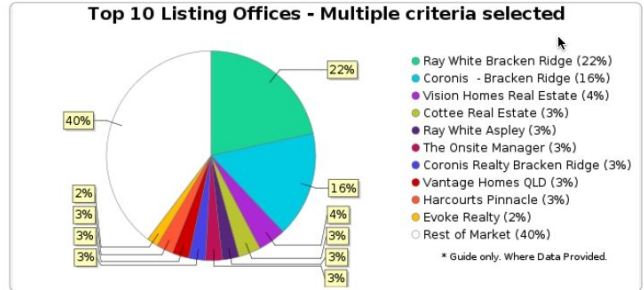
To achieve a report as shown on the right once your report is run and the data appears on screen go to:

Print Page & Export Options - Select

- Print Top 10 Offices Report

## Listings Search Report - Top 10 Listings Offices

Search Criteria	Search Summary	Records: 116
Locality: BRACKEN RIDGE Postcode: 4017	Price Days Area	
	Lowest    \$ 261,905    4    1 m <sup>2</sup>	
	Highest    \$ 1,200,000    749    10,260 m <sup>2</sup>	
Listed Period: Up to 17/02/2020	Average    \$ 472,376    110    833 m <sup>2</sup>	
Listing Status: For Sale (Current)	Median    \$ 457,888    60    556 m <sup>2</sup>	
Attributes: Any		
Listing Price: Any		
Property Type: Any		



\* Guide only. Where Data Provided. Percentages based on number of listings.

Office Name	No. of Listings	% of Total Listings
Ray White Bracken Ridge	25	22%
Coronis - Bracken Ridge	19	16%
Vision Homes Real Estate	5	4%
Cottee Real Estate	4	3%
Harcourts Pinnacle	3	3%
Vantage Homes QLD	3	3%
Coronis Realty Bracken Ridge	3	3%
The Onsite Manager	3	3%
Ray White Aspley	3	3%
brackenridge1.qld Office	2	2%
Rest of Market	46	40%